


## HEAT SHRINK JOINERS/BUTT SPLICE

Dimensions of diagram					
Part Number	Colour	L	F	D	d
BSI1H	Red	37	15	4.5	1.7
BSI2H	Blue	37	15	5.5	2.3
BSI5H	Yellow	41	15	6.5	3.6



NOTE: MAXIMUM ELECTRICAL RATING: 150°c 600 VOLTS

### BSI1H

1. WIRE RANGE: AWG 22-16 DIN 0.5-1.5mm 19 AMPRE MAX
2. WIRE SIZE: 0.25-1.65mm
3. INSULATED COLOUR: RED

### BSI2H

1. WIRE RANGE: AWG 16-14 DIN 1.5-2.5mm 27 AMPRE MAX
2. WIRE SIZE: 1.04-2.63mm
3. INSULATED COLOUR: BLUE

### BSI5H

1. WIRE RANGE: AWG 12-10 DIN 4-6mm 48 AMPRE MAX
2. WIRE SIZE: 2.63-6.64mm
3. INSULATED COLOUR: YELLOW

INSULATION: HEAT SHRINK TUBE

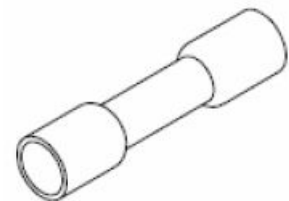
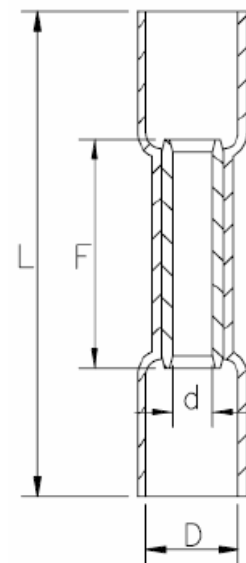
MATERIAL: COPPER TUBE

TIN PLATED

### BSI1H

Required Tooling:

LY303 Waterproof Terminal Crimper



disclaim any and all liability to any person in respect of anything or the consequences of anything done or omitted to be done in reliance of the whole or any part of this spec.